



DUPLIN COUNTY
Partnership for Children

News for the Community, Families and Early Childhood Educators of Duplin County

Duplin County Schools Kindergarten & Pre-K Registration

April 23, 2021 & April 30, 2021
8:30 am - 3:30 pm


Curbside Registration for Kindergarten will be held at ALL Elementary Schools.

Applications for Pre-K will be accepted curbside at all Pre-K sites.

Requirements:

- Pre-K students must be four years old on or before August 31, 2021. (Pre-K parents please bring verification of 2020 income.)
- Kindergarten students must be five years old on or before August 31, 2021.
- Required registration forms are available online or may be picked up at school.
www.duplincountyschools.net/page/10656



 March 2021	
Page 1-2	Pre-K & Kindergarten Registration
Pages 3	Tips For Reading
Page 4-5	East Coast Migrant
Page 6	Recipe
Page 7-9	Provider's Corner

Congratulations to the following New facilities for achieving their 3 & 4 Star Status:

DC Cats
Ebony Willis-Wells
(Warsaw)

Little Flintstones
Teresa Kornegay
(Warsaw)

Precious Angels
Phyllis Tyler
(Magnolia)

Tots R Us
Stacey Graham
(Warsaw)

Congratulations!

Duplin County Schools Kindergarten & Pre-K Inscripciones

April 23, 2021 & April 30, 2021
8:30 am - 3:30 pm

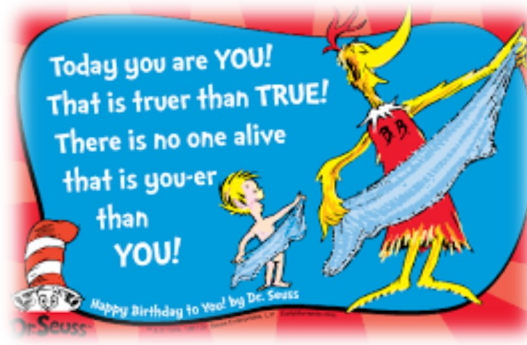
**La Inscripción para el jardín de infantes se llevara a cabo en la
Acerca en TODAS las Escuelas Primarias.**

*Las solicitudes de Pre-K serán aceptadas en la acera en todos
los sitios de Pre-K.*

Requisitos:

- Los estudiantes de Pre-Kínder deben tener cuatro años el 31 de Agosto de 2021 o antes y debe traer verificación de ingresos de 2020.
- Los estudiantes de Kínder deben tener cinco años el 31 de Agosto de 2021 o antes.
- Los formularios de registro necesarios están disponibles o puede ser recogido en la escuela. www.duplincountyschools.net/page/10656






Tips for Reading to Infants and Toddlers

It's never too soon to start reading to your children! If your child learns early to associate reading with pleasure, she is more likely to enjoy reading on her own when she is older.

Try these successful reading tips for reading to infants and toddlers:

- Snuggle with your child with her favorite blanket or toys as you read.
- Read with expression using different voices for different characters.
- Emphasize rhythms and rhymes in stories. Give your toddler opportunities to repeat rhyming phrases.
- Use pictures to build vocabulary by varying objects and their colors.
- Use pictures to develop speaking vocabulary by talking about what is shown.
- Encourage your child to repeat what you say or comment on it. Encourage your child to ask questions. Provide models of interesting questions and examples of possible answers. "I wonder what is going to happen next? I think the rabbit will get lost because he is not paying attention to where he is going. What do you think?"
- Look for books that are about things that interest your toddler. For example, does your child like cars, insects, or animals?
- Make reading a habit for bedtime, after lunch, or after naptime.
- Give your child a chance to choose his own books. If your toddler chooses a book that is too long to hold his attention, read some and skip some, discussing the pictures and how they relate to the story.
- Read stories again and again. Your toddler enjoys repetition and it helps him become familiar with the way stories are organized.



For more information, please visit www.nea.org.




We provide services to families who work in the production and harvesting of tree and field crops, nursery crops, eggs and poultry, fish or other seafood, trees and the care of farm animals.



1-844-304-2964



www.ecmhsp.org



Scan here for more information



East Coast Migrant
Head Start Project


Attention Families Who Work in Agriculture

Do you have an infant, toddler or preschooler?

East Coast Migrant Head Start Project provides Migrant and Seasonal Head Start and Early Head Start services. Our programs can help prepare your child for school success. We support the mental, social and emotional development of children from six weeks to kindergarten. We offer:

- Educational Services
- Family Services
- Disability Services
- Health & Dental Care
- Balanced Meals
- Play & Learning Experiences

***All services are at no cost
for families who qualify!***






Proporcionamos servicios a las familias que trabajan en la producción y cosecha de árboles y los productos del campo, los huevos y las aves de corral, el pescado u otros mariscos y el cuidado de animales de granja.



1-844-304-2964



www.ecmhsp.org



Escanear aquí para más información



East Coast Migrant
Head Start Project


¡Atención familias que trabajan en agricultura!

¿Tiene un bebé, un niño pequeño o un niño de edad preescolar?

East Coast Migrant Head Start Project proporciona servicios de Head Start para migrantes y de temporada tal como servicios de Early Head Start. Nuestros programas preparan a sus hijos para el éxito escolar. Apoyamos el desarrollo mental, social y emocional de niños de la edad de seis semanas a la edad de entrar al kínder. Ofrecemos:

- Servicios Educativos
- Servicios para la familia
- Servicios de discapacidad
- Servicios de salud y cuidado dental
- Alimentos saludables
- Experiencias de juego y aprendizaje

¡Todos los servicios son gratis para las familias que califiquen!



Instant Pot Beef Stuffed Peppers

Since today's electric pressure cookers are versatile, you can make versatile recipes in them such as these stuffed bell peppers. Top your bell peppers with your favorite garnish, such as pico de gallo. The stuffing can also be used for taco salads as well as tacos or burritos.



Ingredients:

- 1 tablespoon of olive oil
- 1 pound of lean ground beef
- 1 medium onion, diced
- 1 1/2 cups of water
- 1 (6 ounce) can of tomato paste
- 1 (1.25 ounce) package of taco seasoning mix
- 4 green bell peppers, tops and seeds removed

Directions:

- Add olive oil to the inner liner of a multi-functional electric pressure cooker (such as Instant Pot) and select saute function. Add beef and onion to the hot oil and cook until beef is browned and no longer pink, about 5 minutes. Remove from pot and drain.
- Return beef and onion to the pot, still on saute mode. Stir in water, tomato paste, and taco seasoning. Bring mixture to a simmer and cook until thickened, 8 to 10 minutes. Fill bell peppers with the mixture.
- Pour 1 cup of water into the inner liner; set trivet inside and place stuffed peppers on top. Close and lock the lid. Select high pressure according to manufacturer's instructions; set timer for 8 minutes. Allow 10 to 15 minutes for pressure to build.
- Release pressure carefully using the quick-release method according to manufacturer's instructions, about 5 minutes. Unlock and remove.

Pulled from: www.allrecipes.com



T/A Tuesday

Drop-in with Region 4
Specialists anytime
between 1pm and 3pm the
4th Tuesday of every month
for technical assistance and
guidance for all
questions and
concerns.

First Session
Tuesday
February
23rd



Participation is simple.

Access Sessions by opening Region 4 Training Calendar.

www.puzzlesregion.com

Click on (1) Date - (2) View More - (3) Register— when you are ready
to join in. No preregistration required.

IMPORTANT INFORMATION

Early Childhood Educators

This is a reminder about PPP (Paycheck Protection Program). You can now submit your application. The deadline is March 10, 2021.

Help for Family & Center-Based Child Care Businesses With Fewer Than 20 Employees. Please refer to your email from DHHS on other information and financial business support.

The Covid 19 vaccine is now available to Duplin County Early Educators.

For more information, please call 910-296-2389, Tuesday and Wednesday, 8:30 am - 4:30 pm to register.



MARCH 2021 TRAININGS



The following is a list of training topics that the CCR&R staff of Duplin County Partnership for Children will be offering.

The trainings are as follows:

Training Topic: Making Happy Happen

When: March 16, 2021

Time: 6:30 pm - 8:00 pm

Where: Virtual

Cost: \$5.00



**Training Topic: BSAC
(Basic School Age Care)**

When: March 06, 2021

Time: 8:30 am - 1:30 pm

Where: Virtual

Cost: \$25.00

Training Topic: First Aid & CPR

When: March 23, 2021

Time: 6:00 pm

**Where: Duplin Common's
(This is a seated class)**

Cost: \$40.00



Each participant needs to have their own email address. Access information will be emailed once registration has ended.

**To register, please call
1-800-653-5212 or visit
www.puzzlesregion.com**

Training Topic: Positive Discipline

When: March 30, 2021

Time: 6:30 pm - 8:00 pm

Where: Virtual

Cost: \$5.00



Donor Levels:

\$10-\$49	Friend
\$50-\$99	Patron
\$100-\$249	Bronze
\$250-\$499	Silver
\$500-\$999	Gold
\$1000 +	Platinum

Duplin County Partnership for Children is a 501(c) 3 private, nonprofit organization. Therefore, all donations are tax deductible. All contributions are appreciated. If you would like to make a contribution, make checks payable to the Duplin County Partnership for Children.

Name _____

Address _____

Daytime phone (____) _____

Amount enclosed ____\$100 ____\$50 ____\$25
____other

Your donation will help ensure that young children in Duplin County are healthy, safe, and ready for school.

Contact Information

Telephone: 910-296-2000

Fax: 910-296-1497

www.dcpfc.org

Office Hours

Monday-Friday: 8:00 am - 4:30 pm

Library Hours

Monday-Friday: 8:00 am - 4:00 pm



DUPLIN COUNTY
Partnership for Children

149 Limestone Road
PO Box 989
Kenansville, NC 28349